

Homelessness Performance Quarter 4 2021





Pat Togher

Assistant Chief Officer, Public Protection and Complex Needs
Glasgow City Health and Social Care Partnership

Homelessness

KPI	Target	Period	Actual	Trend
Decisions made within 28 days of initial presentation to settled accommodation	95%	Q4	99%	↑
Live homeless applications over 6 months at the end of the quarter	<40%	Q4	44%	↑
Number of new resettlement plans completed (1250 per quarter)	5000 per annum	Q4 20/21 Total	1291 3961	↑ ↑
The percentage of instances where emergency accommodation is required (statutory duty) and an offer is made.	100%	Q4	100%	↑
		2019/20	2020/21	
Number of households reassessed as homeless within 12 months	480 per annum	Q4 20/21 Total	123 420	↓ ↑

Homelessness – RRTP KPI

KPI	Target	Quarter	Actual	Travel
Access to settled accommodation - Average number of weeks from application assessment decision to settled accommodation	26 weeks	Q4	45	
Housing First Model - Number of new Housing First tenancies created - Target 600 over 5 Year period (accumulative total) (120 per year)	240 at 31/03/2021	Q4	196	
Service Redesign/Reduction in Temporary Accommodation - Number of Households in Bed & Breakfast Accommodation - Eradicate the use over 5 year period from initial baseline of 341 (68 per year)	350 at 31/03/2021	Q4	344	
Service Redesign/Reduction in Temporary Accommodation- Number of Temporary Furnished Flats – Reduce by 1000 over 5 year period from initial baseline of 2156 (200 per year)	1850 at 31/03/2021	Q4	2384	

Homelessness

Challenges

- Increased year on year demand seen in homelessness presentations
- Uncertain economic impact of public health emergency
- Continuous demand for emergency accommodation
- Unsuitable Accommodation Order extension

Progress

- 3288 settled lets secured for homeless households in 2020/21
(2019/20 total 2413)
- Continued to reduce B+B and Hotel use from Covid high point of 617 units (current 344 units)
- 196 homeless households supported into Housing First tenancies – tenancy sustainment rate of 83% (pre Covid total 116 HF Tenancies)

Homelessness – COVID Response

As @ 31st March 2021

- 9254 Housing Options assessments
- 6421 Homelessness Applications
- 12530 Offers of emergency accommodation
- 344 B+B/Hotel placements
- 3961 Resettlement plans completed
- 2 long term habitual rough sleepers
- 4055 Current Homeless cases of which 92% are full duty

Homelessness – Continuous Improvement

- Continuation of complex needs outreach services
- Roll out of vaccination programme to 1100 Homeless and Asylum households in temporary accommodation.
 - programme started 19th April 21 - 565 vaccines already completed
- Expanded supports through Commissioned Services to Hotels & B+B's
- Decommission programme for the Bellgrove Hotel
 - target closure date 30th June 2021
- Relocation of Women's Health Services to Robertson Street
- Expansion of naloxone programme
- Complex needs workers co-located at the Homeless HUB